


For Earth, For Life
Kubota

CU

KUBOTA
CU3001 SERIES





**Fresh
thinking is
the answer
to today's
challenges.**

The challenges facing the agricultural sector are becoming increasingly bigger. And when times are tough, only one thing helps: a new way of thinking. Envisaging alternative options and making smart decisions. For your next tractor purchase, this means opting for efficiency instead of image. For a tractor that can do tough work with top performance whilst under constant strain. And all that at a reasonable price. A Kubota tractor is exactly the right alternative at times like these.





#Highlights

CU3001 and CU3001P for shallow and deep tillage

Why Kubota high performance cultivator?

The Kubota line of high performance cultivators has been designed to offer machines for all conditions. You want a multifunctional cultivator that lasts and manages high amounts of residues and to be able to adjust it to the very specific conditions from shallow mixing to deep loosening.



CU3001/CU3001P

Rigid and fold frames in working widths from 3.0 to 5.0m with 3 rows of tines and an underbeam clearance of 870mm. Up to 350hp.

CU3001:

The roller is linked directly to the frame



CU3001P:

The roller is linked via a parallelogram to the frame





Triflex 700 tine

700kg release force with leaf spring system. Working depth up to 35cm. Ideal for high stability in hard soil and stony conditions.




Shear-bolt tine

Shear-bolt protected tine with the ability to flex sideways to erase stress peaks by dispersing it throughout the implement. Working depth up to 35cm. 2.2T shear force.



High performance for heavy conditions

With the CU3001/CU3001P, Kubota provides a cultivator which is the right choice for shallow mixing and deeper loosening in all conditions. A powerful and efficient performance at high forward speeds with the right capacity to finish the job perfectly.



Did you know?

Did you know that Kubota produces its own engines and that Kubota is the global market leader for industrial diesel engines under 100 hp? You might be surprised to learn under which bonnets Kubota engines are at work. Top quality and efficiency are the main ingredients of this success.



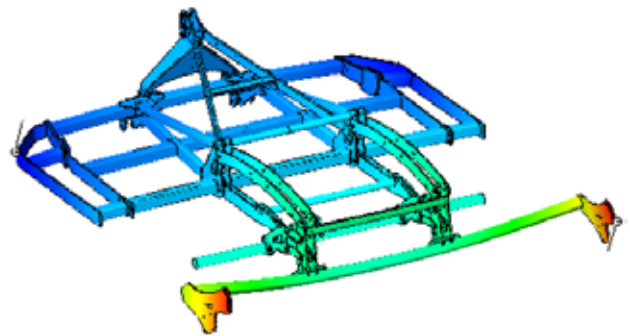
Efficient and versatile

For today's modern farms the demands for cultivation have changed. Tight time slots have to be balanced with higher machine performance. Restricted crop rotations call for an adaption in technology that accomplishes all requirements of modern crop cultivation. The range of operations is versatile (5-35cm) from shallow to deep stubble cultivation due to the strong tine capacity and high underbeam clearance.

Durable frame design

The CU3001/CU3001P has a well-organised tine arrangement over 3 tine rows. The challenge to cope with long residues has been in focus during the design process ensuring optimum mixing and intensive cultivation. The tine spacing ensures a smooth optimum soil flow and mixing.

On CU3001P a maximum working depth of 35cm is possible (30cm on CU3001). The 320mm bolted wings, also as Knock-on available, ensure a complete cutting over the entire working width even when the machine is adjusted for shallow work. The high inter-row clearance of 750mm and the high underbeam clearance of 870mm ensure blockage-free operation under any conditions (maize, sunflower, wheat, oil seed rape stubbles or big intermediate crops).



Proven reliability, before the machine goes into the field for testing, the frame has been calculated by FEM (Finite Element Method) to optimise the steel over the working width and proposing a strong structure suitable for tractors up to 350hp.

3 Steps: Tillage - Levelling - Consolidating

The Kubota CU3001/CU3001P offers a 3 row configuration on mounted or fold version. In combination with the tine distance, providing a nice mixing and finishing without the risk of blockages. Both models can be equipped with 2 different tines. Either the Triflex 700, a non-stop tine with leafspring protection and 700kg release force or the shear-bolt tine with 2.4T shear force.

A wide choice of bolted (heat-treated or carbide) or Knock-on shares can be combined with different deflectors to suit varying soil conditions, working depths and soil disturbance.

You have the choice of spring loaded levelling tines or levelling discs. Both units can be adjusted in their aggressiveness by changing the angle to the ground which regulated the soil flow. In combination with special border equipment, a perfect levelling is achieved.

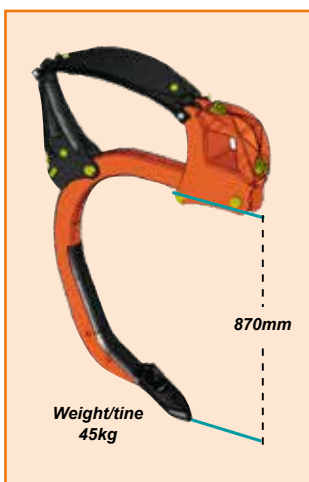

Perfect seedbed preparation ends with re-consolidation. Therefore a wide range of rollers are available to meet the various conditions.





Did you know?

Did you know that Kubota is not only one of the top-50 most recognised brands in Japan, but also one of the largest tractor manufacturers in the world? In 2014 alone, Kubota produced more than 180,000 tractors.



Bolted				
	Plough point 320mm 2 x 1/2 sections	Tiger 2 point 70mm 320mm 2 x 1/2 sections		
Knock-on®				
	80mm	150mm	250mm	320mm
	Deflectors			
		Protection plate 60mm	Straight 80mm	Twisted L/R 80mm



High stability and good penetration even in stony conditions

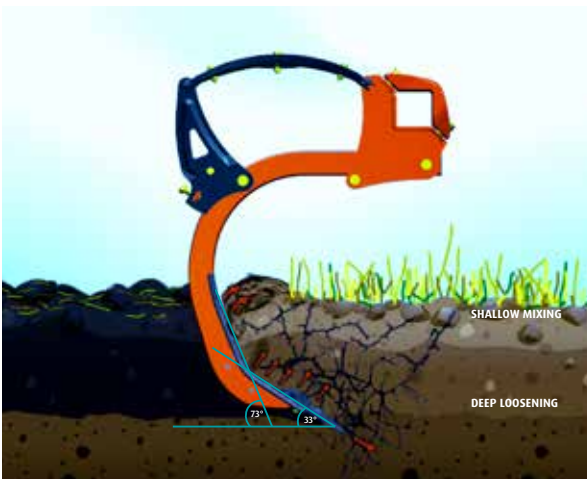


A perfect seedbed or stubble cultivation is an increasingly crucial operation and an important first step to high yields. Earlier seeding dates and conservation tillage systems all add to the pressure to ensure this vital operation is carried out effectively.

The Triflex 700 tine - Intensive mixing and crumbling

The auto-reset Triflex tine uses the well-known Kubota leaf spring system to ensure a high point pressure of 700kg in work and a smooth release curve when the tine hits an obstacle. The Triflex tine with narrow design and special shape reduces the pulling forces while ensuring a perfect penetration even in heavily compacted soil. It is the perfect choice for deep loosening and working on heavier soil types strewn with stones. In addition a shear-bolt version is available for medium and lighter soils. This tine has the same features like the hollow tine technology or angles.

Both tines can be equipped with different shares to adapt to varying working depths and tasks. Seven options of share design are available with the patented Knock-on® system. It is the easiest way of changing parts on a cultivator, either to adapt the machine to the job to be done or to change wearing parts.



Specific angle and hollow design

One of the main advantages of the CU3001 tines is its strength and durable material. This is due to the hollow tine technology which allows the Triflex tine to flex sideways by up to 7cm. Then there is the special shape of the tine with two working zones. The first lower zone of the tine with a reduced angle of 33° lifts and cracks the soil like a subsoiler. Due to angle and pressure of the soil above, the tine has a high penetration. In the second part of the tine, the angle is raised to 73° in order to ensure an excellent mixing of the soil with residues.

With the tines being light (45kg for a non-stop tine), is very easy to take them off to adapt the cultivator to the working conditions and the tractor available.



Levelling discs for heavier trash conditions.

Perfect levelling to leave an even surface

You are looking for a levelled even surface with high level of soil hygiene. Volunteer plant residue from previous crops and habitat for pests and slugs are destroyed, the green bridge interrupted. Effective residue management and the support of soil structure is vital. Therefore Kubota offers two levelling systems that suits to different trash amount. You have the choice to find the best.

Did you know?

Gonshiro Kubota founded the company because he could no longer stand to see people dying from contaminated drinking water. He began by manufacturing products for clean water supply. Since then, we have been offering various products that help to improve the living conditions of people and society. That's what "For Earth, For Life" stands for.

Even soil surface

In order to create an even and weatherproof surface, Kubota offers two options of levelling tools for the CU3001/CU3001P. There are levelling tines which are a very easy and economic way of levelling and to handle normal straw conditions on light to medium soil types. When it comes to heavy amounts of residues the levelling discs are more suitable.

Overload protection


Levelling tines are spring loaded and levelling disc are rubber suspended to avoid damages in stony or other difficult conditions. It ensures the individual release of tines or discs and keep levelling quality even in stony conditions. The angle of the levelling discs/tines can be adjusted for a perfect result.

Easy to fold

To respect the transport width on mounted versions with 3.00m and 3.50m working width the outer tines/discs can be hydraulically or mechanically folded in.



Levelling tines for light to medium soil conditions.



Triple finger harrow

The rear triple finger harrow (CU3001P) provides levelling and controls weed development by pulling the weeds out of the ground so that the roots dry out in the sun. This is particularly interesting with rhizome and other weeds that could start growing again if they are pressed by a packer immediately after cultivation. Gauge wheels control the working depth of the machine. Working angle can be adapted mechanically and the pressure hydraulically to the required conditions.



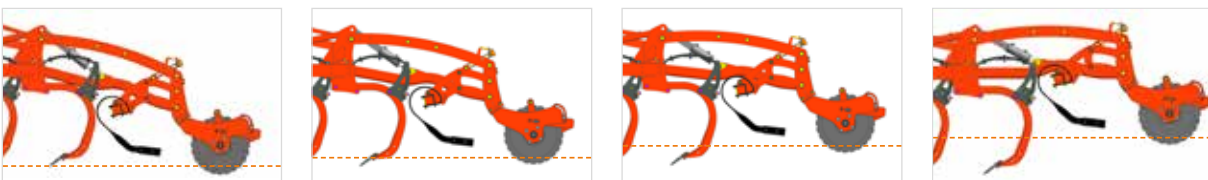
Versatile to meet the various conditions



Re-consolidation is an elementary action of arable farming. Reducing large open pores and aggregate size allows for improved seed-to-soil contact and keeping the water necessary for the next crop germination. The right choice of the right roller depends on the soil type and condition. Also lifting capacity of the tractor needs to be considered. Therefore Kubota offers a wide range of rollers to match with all soil conditions and do the work just the way the farmer wants it.

Depth control

The depth control of the Kubota CU3001/CU3001P is adjusted via the roller equipment. The system of the roller attachment allows that the levelling can be easily adjusted by spindles. On CU3001P the levelling section is simultaneously adjusted with the roller thanks to the double parallelogram but can as well if necessary, be fine-tuned.





Did you know?

Did you know that Kubota is an ISOBUS pioneer? The Kubota company Kverneland Group invented the ISOBUS technology. And incidentally: Kubota is also leading the industry in AEF certified ISOBUS compatibilities

Rollers for all type of soil

All Kubota rollers have maintenance-free bearings which are protected with 5 sealing lips against dust and water. In heavier conditions like stones, twine, mud etc. additional steel covers extend the lifetime of the bearings.



Actipack Ø 560mm - 205 kg/m

The Actipack roller displays its superb working qualities especially on medium to heavy soils and also in wet, stony and sticky conditions thanks to the independent skids and adjustable knives.



Actiring ø 540mm - 160 kg/m

The Actiring roller using the same frame structure and knife system than the Actipack but discs are replaced by a "V" profile ring. This saves 60kg/m, which is of critical importance for reducing lifting capacity. Actiring is not recommended in stony conditions.



Actiflex ø 580mm - 160 kg/m

The Actiflex roller has been made to create an intensive mixing and create a nice seedbed with all soil types, even stony conditions. The rings made with spring steel are separated by skids to have a high resistance against stress at high speed and enhance weeds regrowth after harvesting.



Cage roller ø 550mm - 90 kg/m

10 bars ensure a good loading capacity and effective crumbling actions even in wet conditions.



Double cage roller ø 400mm (tube/flat) - 160 kg/m

The double cage roller ensures a good crumbling and levelling effect. It has a high carrying capacity and it is used for precise depth control.



Actipress Twin ø560mm - 220 kg/m

The u-profile ensure high carrying/rolling capacity and self-cleaning effect especially for light soils. Due to the fact that there is no direct compaction as it is made with the soil contact, plough pans are avoided. Weight with soil can reach 250kg per meter.



User comfort and ease of handling

If you are looking for safe operation and user comfort, Kubota always makes the adjustment operation easy and safe for the user, for saving precious time and resources all along the day. That's why all the adjustments can be done without any tool.

Easy adjustment

Adjusting the CU3001/CU3001P for primary or secondary stubble cultivation is easily done. The depth is adjusted by hydraulic cylinders and spacers on CU3001 or hydraulic on-the-go on CU3001P; and the levelling equipment with cranks. If the working depth is changed, there is almost no need to change the position of the levelling equipment thanks to the double parallelogram on CU3001P. In addition, there is hardly any maintenance to be done apart from changing wearing parts. For farmers with small fields, narrow roads and who want to save time, the rigid models can be equipped with a hydraulic folding system of the lateral levelling device.



Good access and central adjustment of the levelling equipment via crank.



Depth control adjusted with hydraulic cylinder and spacers on CU3001.

Depth control

The rear depth control of the Kubota CU3001/CU3001P is adjusted via the roller equipment. The parallelogram frame concept on CU3001P enables the working depth to be easily adjusted. The levelling sections are simultaneously adjusted with the roller, if necessary fine tuning of the levelling device can also be achieved. The adjustment is centralized by cranks. Therefore all adjustments are simple and user-friendly.

CU3001 can be used for stubble and deep loosening up to 30 cm, lighter execution and cost effective.

The CU3001P is more versatile and comfortable with the double parallelogram system. It is easier to adjust for high versatility, friendly use and suitable for heavy soil with max. depth 35cm (drainage, roots development...)



More ease of use offers the parallelogram linkage of the models with the "P". Here the working depth can be changed for the cab on the go.

Did you know?

Did you know that Kubota manufactures products in seven European countries? This proximity to the market is central to the company's philosophy. Each factory adheres to the same high Japanese quality standards, whether it is located in Germany, France, or Japan.



Safe on the road and quick in the field

The CU3001/CU3001P is compact and close to the tractor for good centre of gravity and reduced lifting capacity. To respect the transport width on the rigid models the outer tines/discs can be hydraulically or mechanically folded in.



Hydraulically or mechanical adjustment of the outer levelling equipment for perfect working results and safe road transport.

Knock-on® is the easiest way of exchanging shares on a cultivator: either in order to adapt the machine for the job to be done or to exchange wearing parts. The Knock-on® system based on a simple locking technology. The Knock-on® range offers four share dimensions of 80, 150, 250 and 320mm.



Kubota Farm Solutions: 360° performance for 100% success

We understand that you need more than powerful tractors and implements to succeed: namely, an integrated system of products and services to increase your competitiveness and preparation for the future. With Kubota Farm Solutions (KFS), we have brought together our solutions in a system— and targeted our proposition to you. From intelligent technology to individual services, the KFS advantages complement each other, forming a circle that ends where it begins: with our commitment to support you a little better every time, now and in the future.





Performance

You have a clear objective: to get your work done productively and successfully while being relaxed. Kubota offers you the equipment that can best support you in this endeavour. Whichever tractor or implements you decide on, you can always count on proven quality, excellent performance, and co-ordinated features. In short: intelligent and reliable technology that gets you a decisive step closer to your goal.



Control

You want full control over what you are doing. Kubota provides you with perfectly integrated systems to help you achieve that. From machine optimisation to implement monitoring, you can control the tractor and resources easily from a single terminal. This not only provides you with a better overview of all work processes, but also allows you to work without stress.



Optimisation

You know exactly how you want to get your work done: efficiently, precisely, and most comfortably. Kubota gives you everything you need to obtain optimal results while remaining at ease. With our ISOBUS technology, precision farming solutions, and automatic steering system, you can apply seeds, fertilisers, and pesticides with extreme precision. This lowers your costs and reduces your workload.



Value protection

You know what it takes to be commercially successful: top performance with every task and top conditions over many years. Once again, Kubota offers solutions that fulfil what they promise. Our parts are manufactured to the same high standards and strict specifications as the Kubota machines.



Finance management

You want to improve your productivity, but not at any cost. With Kubota Finance, you can make your planned investment with ease, convenience, and safety. Whether financing or leasing, you benefit from professional advice and attractive conditions. All you need in order to gain the advantages of a technology that drives your success forward. Whether you need machines or services, you have full control of the costs.

#Technical data

Model		CU3301	CU3301P	CU3351	CU3351P
Frame		mounted rigid	mounted rigid	mounted rigid	mounted rigid
Dimensions & weight					
Effective working width	(m)	2.85	2.85	3.42	3.42
Roller width		3.00	3.00	3.50	3.50
Transport width	(m)	3.00	3.00	3.50	3.50
Weight, with Cage roller *	(kg)	1750	1810	2100	2170
Weight, with Actiflex*	(kg)	1870	1930	2260	2330
Weight with Actipack *	(kg)	2020	2080	2430	2500
Attachment to tractor					
Hitch	(CAT)	II & III	II & III	II & III	II & III
Min. / max. horsepower req.	(hp)	90 / 240	90 / 240	110 / 270	110 / 270
Operation					
Type of tines***		Triflex 700 or shear-bolt tine	Triflex 700 or shear-bolt tine	Triflex 700 or shear-bolt tine	Triflex 700 or shear-bolt tine
Tines	(no)	10	10	12	12
Tine spacing (regular)	(mm)	285	285	285	285
Tine rows	(no)	3	3	3	3
Row spacing	(mm)	750	750	750	750
Underbeam clearance	(mm)	870	870	870	870
Adjustment of levelling equipment		mechanic	mechanic	mechanic	mechanic
Levelling device (tines or discs)		o	o	o	o
Triple finger harrow with gauge wheels ****		-	o	-	o
Rear roller**		o	o	o	o
Depth adjustment		hydraulic by spacers	hydraulic On-GO	hydraulic by spacers	hydraulic On-GO
Working depth	(cm)	5 - 30	5 - 35	5 - 30	5 - 35

* Weights given as an indication with hollow discs and Triflex 700 tines

** Cage roller (ø 550mm), Double Cage roller (ø 400mm), Actiring (ø 540mm), Actiflex (ø 580mm), Actipack (ø 560mm), Actipress Twin (ø 560mm) - no Triple finger harrow possible

*** Triflex 700 = auto-reset protected; special heat-treated hollow tine technology

**** Triple finger harrow with mechanical depth control wheels 6.00x9 - no rear roller possible



CU3401F	CU3401PF	CU3451F	CU3451PF	CU3501F	CU3501PF
mounted fold	mounted fold	mounted fold	mounted fold	mounted fold	mounted fold
3.85	3.85	4.40	4.40	4.90	4.90
4.00	4.00	4.50	4.50	5.00	5.00
2.85	2.85	2.85	2.85	2.85	2.85
2840	3180	2990	3330	3150	3480
3100	3440	3295	3635	3500	3830
3360	3700	3580	3920	3770	4140
III	III	III	III	III	III
130/300	130/300	150 /325	150 /325	170 /350	170 /350
Triflex 700 or shear-bolt tine	Triflex 700 or shear-bolt tine	Triflex 700 or shear-bolt tine	Triflex 700 or shear-bolt tine	Triflex 700 or shear-bolt tine	Triflex 700 or shear-bolt tine
14	14	16	16	18	18
275	275	275	275	270	270
3	3	3	3	3	3
750	750	750	750	750	750
870	870	870	870	870	870
mechanic	mechanic	mechanic	mechanic	mechanic	mechanic
o	o	o	o	o	o
-	o	-	o	-	o
o	o	o	o	o	o
hydraulic by spacers	hydraulic On-GO	hydraulic by spacers	hydraulic On-GO	hydraulic by spacers	hydraulic On-GO
5 - 30	5 - 35	5 - 30	5 - 35	5 - 30	5 - 35

● standard ○ option



The company reserves the right to change the above specifications without notice. This brochure is for descriptive purpose only. Some of the items pictured in this brochure are optional and not standard equipment. Please consult your local Kubota dealer for warranty, safety or product information. For your safety, Kubota strongly recommend the use of a seat belt in all applications.

©2020 Kverneland Group Les Landes Génusson S.A.S



KUBOTA AUSTRALIA PTY LTD

25-29 Permas Way, TRUGANINA Vic, 3029
Freecall: 1800 334 653
Email: sales@kubota.com.au

Web Site: <http://www.kubota.com.au>